

HELLO User

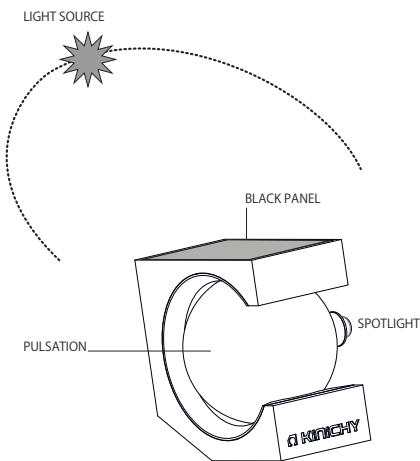
MORE INFORMATION

At Kinichy, we take sustainability seriously and with Kiny we set out to break traditionally mass production. For more information, go to www.kinichy.com

QUICK Kiny

KINICHY MADE IN SPAIN

Kiny



HOW IT IS

To use Kiny, light is essential. After shipping in a dark box, the battery needs to be charged.

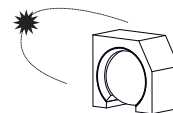
Place the BLACK PANEL facing a light source. The sun is the best method to charge. Initial charging time will be at least 5 hrs. direct sunlight. Alternative you can charge by using a bulb nearby, but take care that the temperature is not too high (hot sand on the beach has roughly 60° Celsius. That's ok).

DAILY

Kiny responds automatically at dusk and dawn. No instructions needed.

Simply place during daytime the black panel towards the sun or where you find the best daylight conditions.

CHARGING POSITIONS

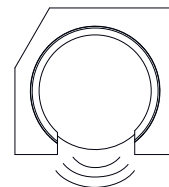


RUNTIME PERFORMANCE



4 hrs. up direct sun - 14 to 20 hrs. spotlight
3 hrs. direct sun - 12 hrs. spotlight
2 hrs. direct sun - 10 hrs. spotlight
1 hr. direct sun - 6 hrs. spotlight
8 hrs. rainy day - 2 hrs. spotlight

Overcharging is managed.



RED PULSATION

At the end of daily runtime, Kiny indicates with red pulsation that he enters into the sleep mode.

CLEANING

Please do not use aggressive chemicals/materials to clean. We recommend to use stuff, you use to clean your cell phone.

FEATURING Kiny

